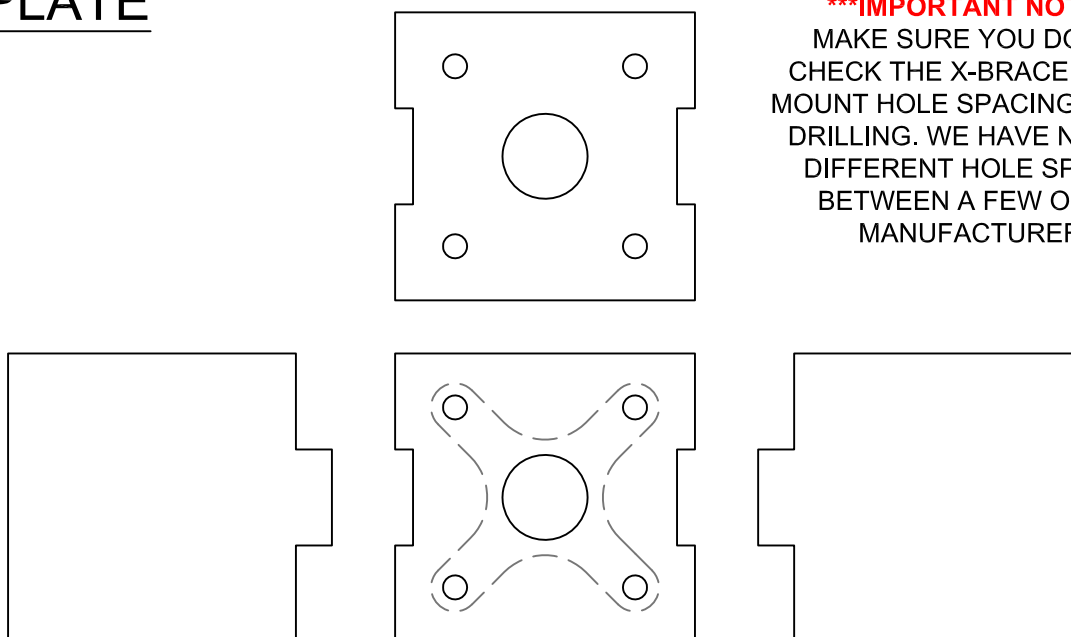


SCRATCH BUILT MOTOR MOUNT TEMPLATES FOR FF-18 (MADE FROM 3/32" BASSWOOD SHEETS)

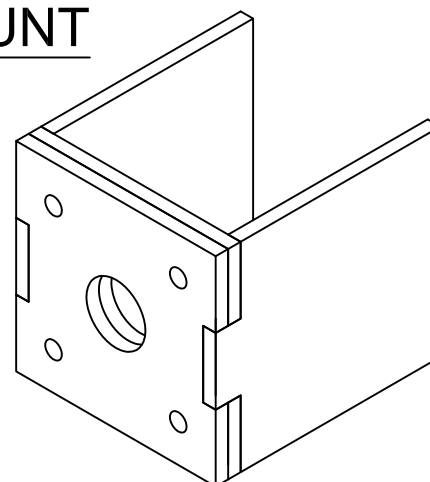
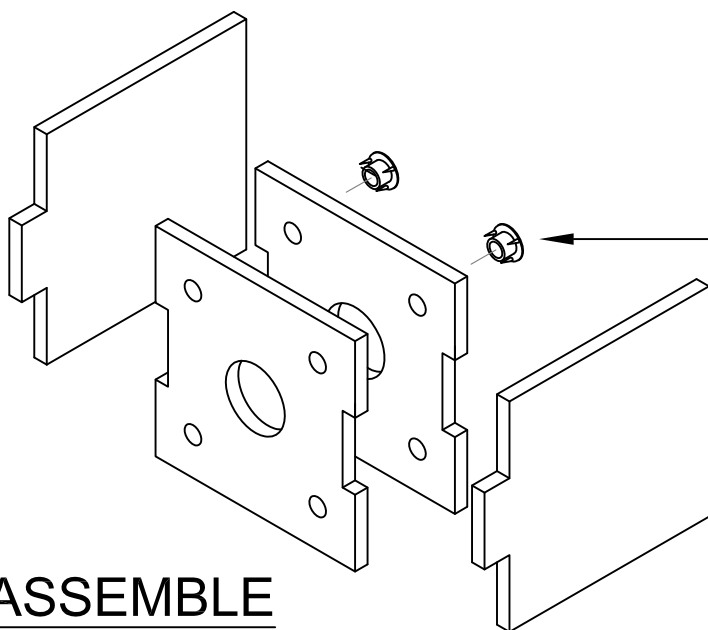
TEMPLATE



IMPORTANT NOTE:

MAKE SURE YOU DOUBLE CHECK THE X-BRACE MOTOR MOUNT HOLE SPACING BEFORE DRILLING. WE HAVE NOTICED DIFFERENT HOLE SPACING BETWEEN A FEW OF THE MANUFACTURERS.

MOUNT



INSERT 4 EACH, 4-40 BLIND NUTS INTO BACK OF MOTOR MOUNT PLATE. INSURE HOLE PATTERN IS DRILLED TO MATCH MOTOR TO BE USED. (USE 4 EACH 4-40 HEX BOLTS TO SECURE MOTOR TO MOUNT.)

ASSEMBLE

ASSEMBLE AS SHOWN. USE EPOXY OR OTHER ADHESIVE TO GLUE TOGETHER.